FLYT-011

Flyback Tr. 14.4uH 8:5:14:14

INDUCTIVE COMPONENTS / **FLYBACK TRANSFORMER**



APPLICATIONS

- AC/DC and DC/DC main boards in xEV converters, Low power applications

01 FEATURES

- Power: 1.75 W
- Switching Frequency: 115 ±15 kHz
- Weight: < 5g.

02 OPERATION

- Vin Range =(7-8)V, Vout/Iout = 5V/50mA, (2x) 15V/50mA
- Operating temperature -40/+125˚C
- ESTIMATED TOTAL LOSSES (@115kHz, Pout=1.75W, Vin=12V, 100˚C):
- Copper losses (DC) 50 mW
- Core losses 50 mW
- Total losses 0.1 W

03 SPECIFICATIONS

DIMENSIONS (mm)

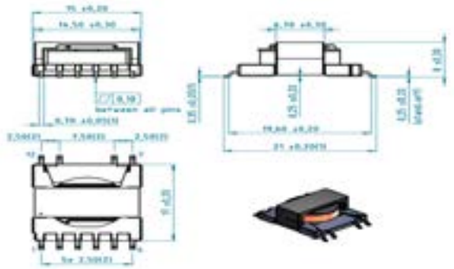

ELECTRICAL DIAGRAM

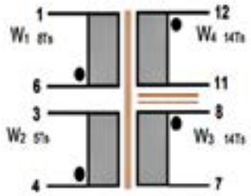

ELECTRICAL SPECIFICATIONS

MAG. INDUCTANCE at 25ºC	
L (1-6) (100kHz, 0.1Vac)	14.4µH ±10%
LEAKAGE INDUCTANCE	
PRIMARY Llk (1-6) (60kHz, 0.1Vac)	380 nH MAX
DC RESISTANCE at 25ºC	
DC RESISTANCE R1-6	90 mΩ Max
DC RESISTANCE R3-4	0.3 Ω Max
DC RESISTANCE R7-8	0.61 Ω Max
DC RESISTANCE R11-12	0.61 Ω Max
DIELECTRIC STRENGTH	
Between (W1, W2) and (W3, W4)	3kVac (50Hz; 1 mA; 60 sec)
Between (W1, W2) / (W3, W4)	1.5kVac (50Hz; 1 mA; 60 sec)
TURN RATIO (10kHz/1Vac)	
W1: W2 : W3 : W4	8 : 5 : 14 : 14