

# SDTR1103-HF1

11.8x3.6x2.5mm MAX (100mH - 400mH)

## SMD Drop Resistant Transponder Coil High Frequency

### Features

The SDTR1103 Series of Surface Mount ferrite wound inductor is the best solution when high electrical and mechanical performance is needed. Its length and cross sectional area are optimized to achieve the maximum sensitivity in the coil axis. The construction of the coil offer high mechanical performance due to the plastic base and ferrite laminate.

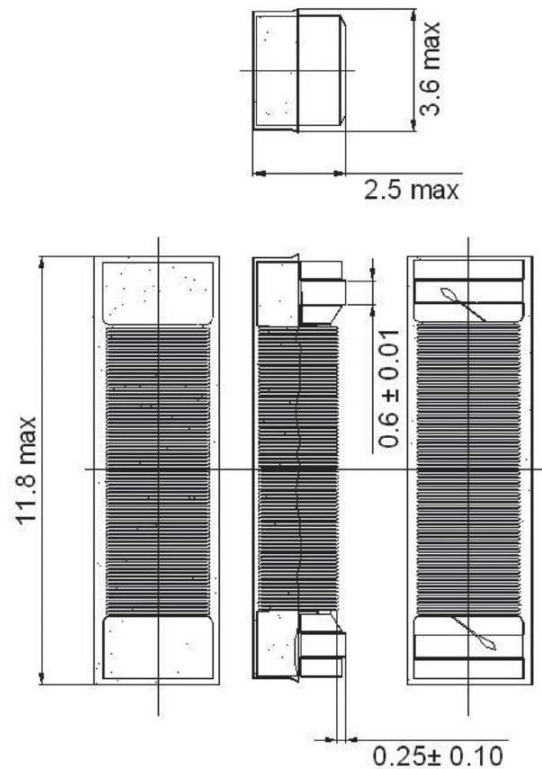
### Characteristics

- High stability in temperature (-40°C to +85°C)
- Good mechanical performance.
- Drop test: more than 500 times x 1 meter.
- Taped & Reel: 3000pcs / reel.

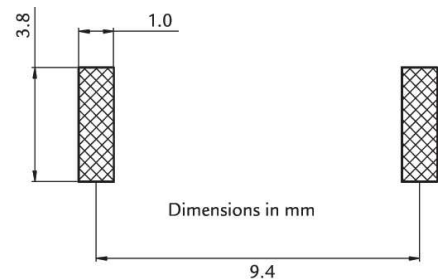
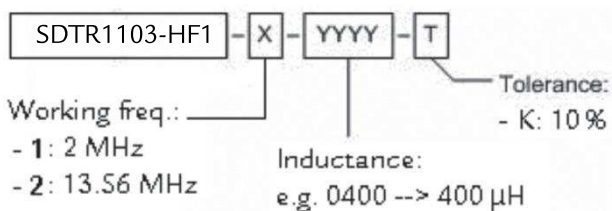
### Applications

- RF reception at 500kHz and till 2MHz.

### Dimensions and recommended pad layout



### Nomenclature



### Electrical specifications

P/N	L (μH)	Q	Operating Freq. (MHz)
SDTR1103-HF1-0100J	100 ± 5%	45 ± 5%	0,5
SDTR1103-HF1-0290K	290 ± 10%	70 ± 10%	2
SDTR1103-HF1-0400K	400 ± 10%	90 ± 10%	2

Tolerance K=10%

This chart is a reference guide for the most common required values at working frequency. Any other inductance value at HF or tighter tolerances can be provided. Please contact our sales department for any inquiry.

L and Q factor measured at 1Vac. Contact us for measurement specification.